



ಬೃಹತ್ ಬೆಂಗಳೂರು ಮಹಾನಗರ ಪಾಲಿಕೆ
Bruhat Bengaluru Mahanagara Palike



BBMP COVID-19 WAR ROOM 09.12.2022



OVERVIEW OF COVID-19 IN BENGALURU

CASE TRENDS ACTIVE CASES **1,449**

<u>Confirmed Cases</u>	<u>Recovered Cases</u>	<u>Death Cases</u>
18 18,76,361 [#]	141 18,57,922 [#]	0 16,990 [#]

HOSPITALIZATION **1**

<u>ICU – V</u>	<u>ICU</u>	<u>HDU</u>	<u>General</u>
-	-	-	1

INCLUDES GOVT. QUOTA AND PRIVATE WALK-IN HOSPITALIZATION

VACCINATION **172** 2,04,93,687[#]

<u>First Dose</u>	<u>Second Dose</u>	<u>Precaution Dose</u>
31 96,79,587 [#]	34 94,83,951 [#]	107 13,30,149 [#]

TRIAGING

MTU
3

ACTIVE CZs

0

MCZs (< 5 cases)

0

TESTING **778** 3,19,92,025[#]

<u>RAT</u>	<u>RTPCR</u>
138	640

Positivity : 2.25%
*FOR LAST 7 DAYS

Tele Triage

13

Clusters (> 5 cases)

0

: indicates cumulative numbers till date



ABSTRACT OF COVID-19 SCENARIO IN BENGALURU


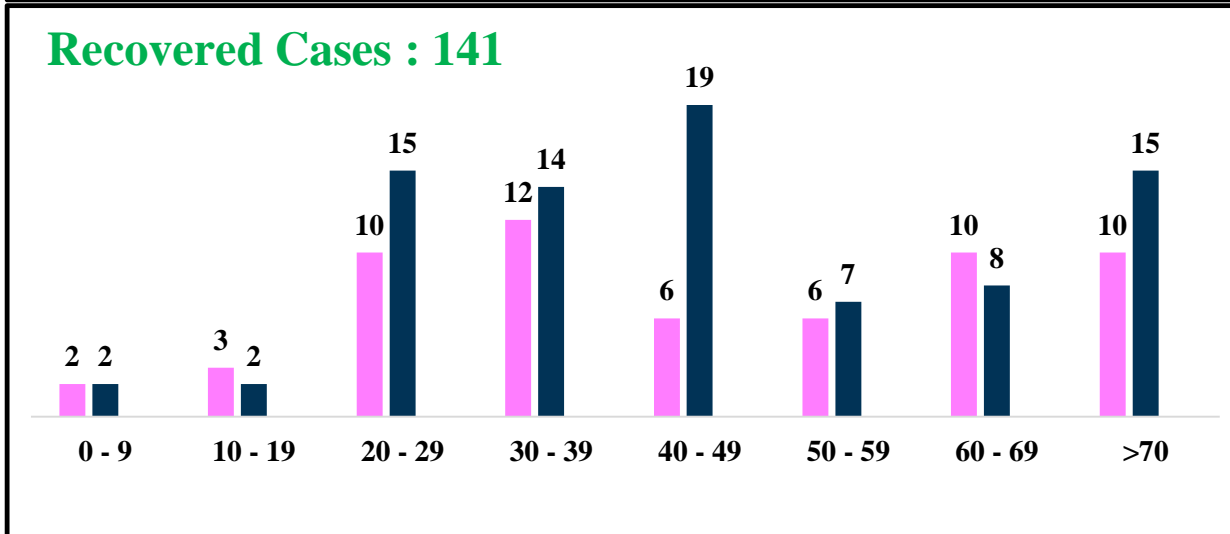
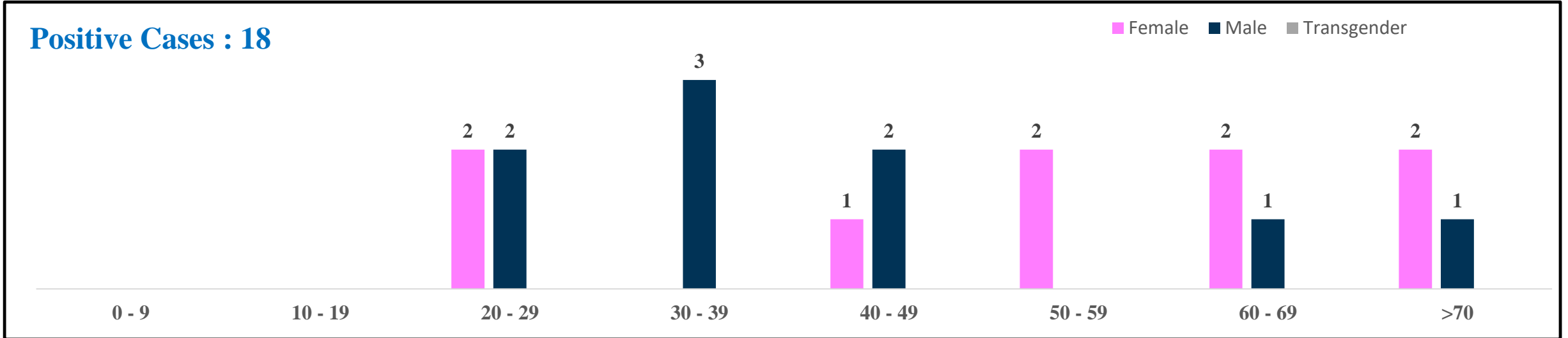


	MALE			FEMALE			TRANSGENDER			TOTAL		
	Last 24 Hours	Last 7 Days	Cumulative	Last 24 Hours	Last 7 Days	Cumulative	Last 24 Hours	Last 7 Days	Cumulative	Last 24 Hours	Last 7 Days	Cumulative
Positive Cases	9	89	11,05,720	9	49	7,69,749	0	0	196	18	138	18,76,361
Recovered Cases	82	133	10,93,881	59	113	7,63,947	0	0	187	141	246	18,57,922
Death Cases	0	0	10,760	0	0	6,226	0	0	4	0	0	16,990
Total Tests Done	In Last 24 hrs. : 778			In last 7 days : 6,124			Cumulative : 3,19,92,025					
Vaccine Doses Administered	In Last 24 hrs. : 172			In last 7 days : 1,792			Cumulative : 2,04,93,687					
ACTIVE CASES									1,449			

*Covid deaths occurred today : 00 | Covid deaths occurred beyond last 24hrs., reported today : 00



LAST 24 HOURS AGE GROUP AND GENDER WISE DISTRIBUTION

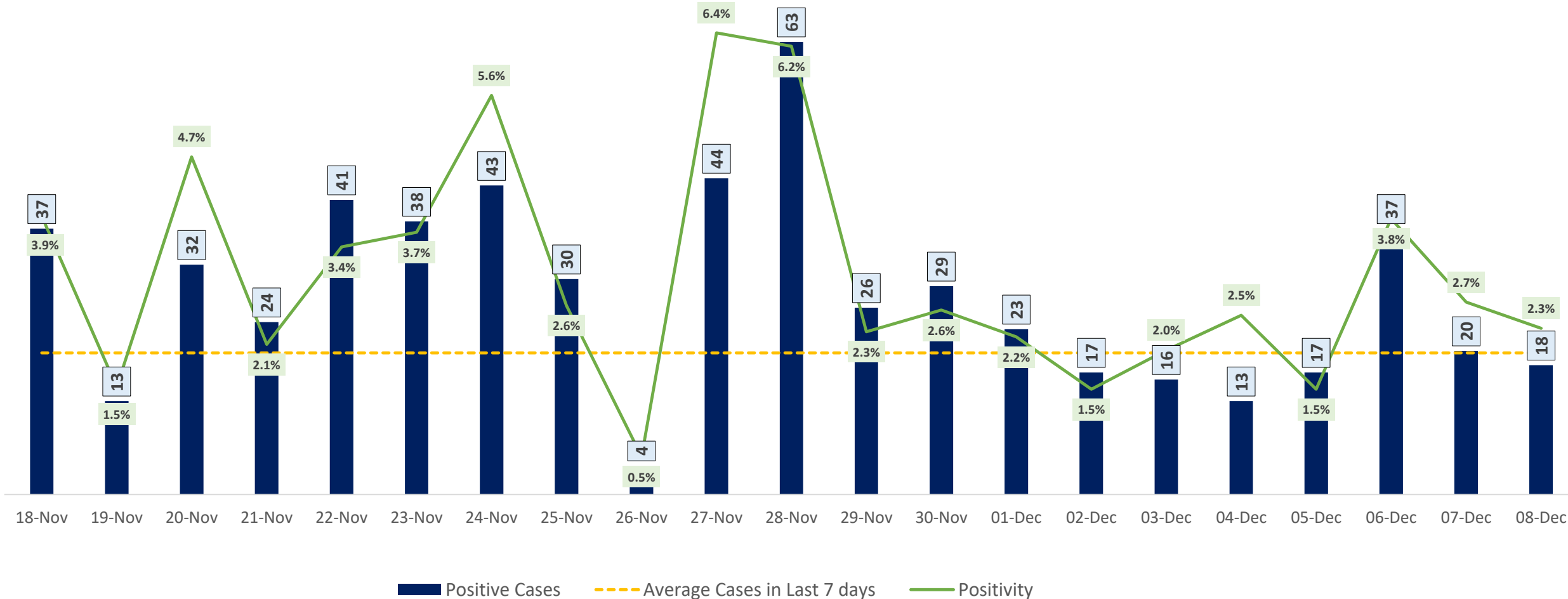




POSITIVITY RATE OF BENGALURU – LAST 21 DAYS



Average Cases in Last 7 days : 20

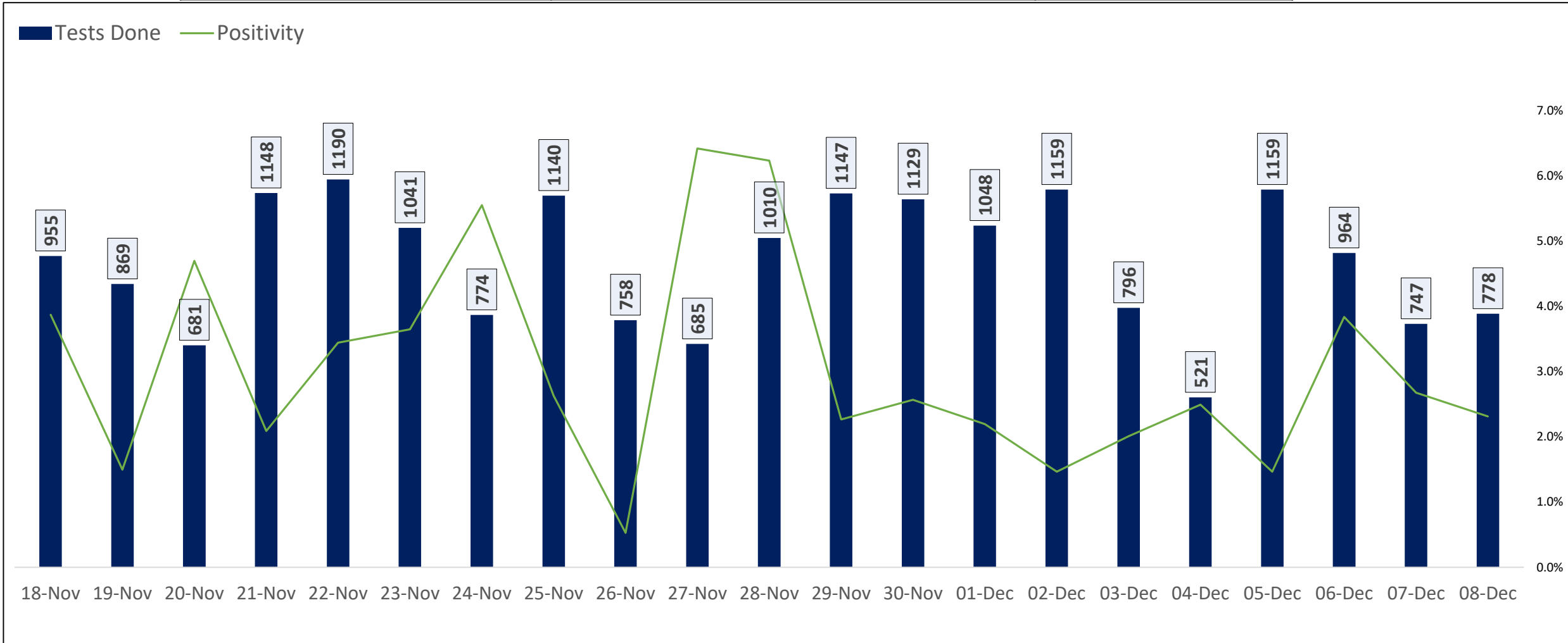




TESTING TRENDS IN BENGALURU

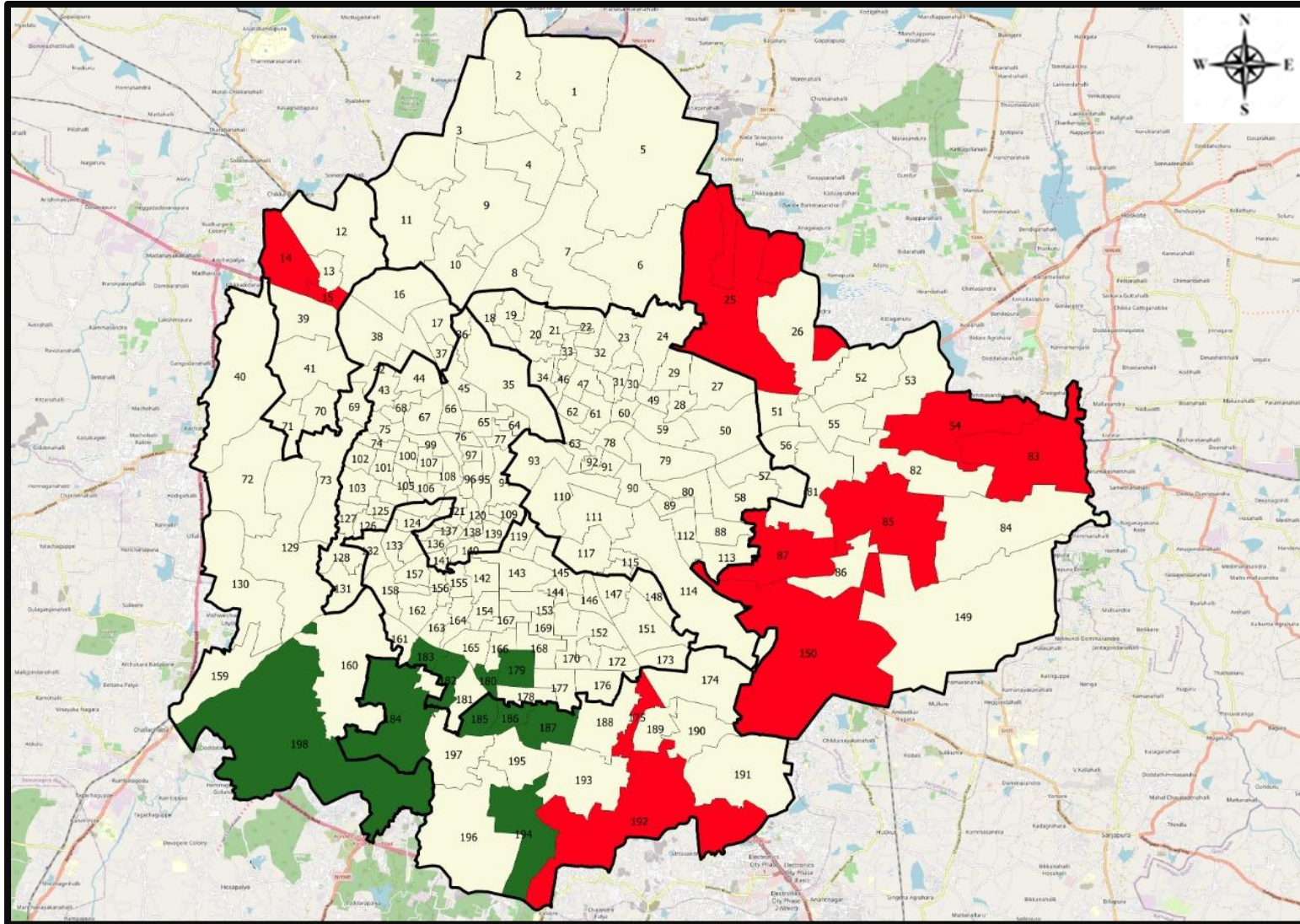


Total Test Conducted Till Date	Test Conducted Last 24 hours	Last 7 Days Average
3,19,92,025	778	875





BENGALURU URBAN MAP SHOWING TREND OF POSITIVE CASES IN LAST 7 DAYS



Top 10 wards reporting highest number of positive cases in last 10 days

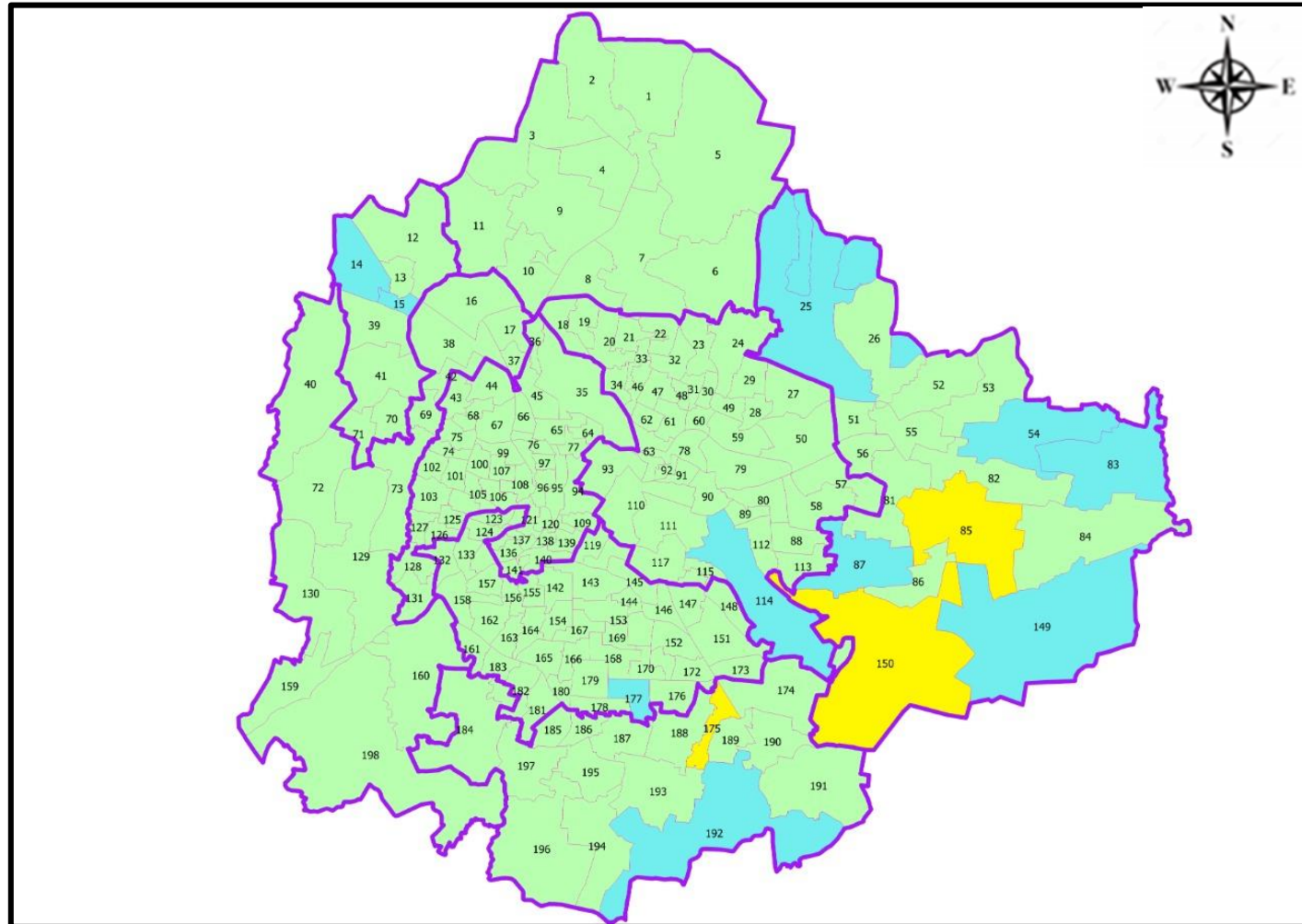
Ward No.	Ward Name	Daily Cases Average
85	Dodda Nekkundi	1
150	Bellanduru	1
175	Bommanahalli	1
192	Begur	1
14	Bagalakunte	1
83	Kadugodi	1
15	T Dasarahalli	0
25	Horamavu	0
54	Hudi	0
87	HAL Airport	0







Top 10 wards reporting least number of positive cases in last 7 days

Ward No.	Ward Name	Daily Cases Average
198	Hemmigepura	0
194	Gottigere	0
187	Puttenahalli	0
186	Jaraganahalli	0
185	Yelchenahalli	0
184	Uttarahalli	0
183	Chikkalsandra	0
182	Padmanabha Nagar	0
180	Banashankari Temple Ward	0
179	Shakambari Nagar	0



BENGALURU MAP SHOWING INTENSITY OF POSITIVE CASES IN LAST 7 DAYS



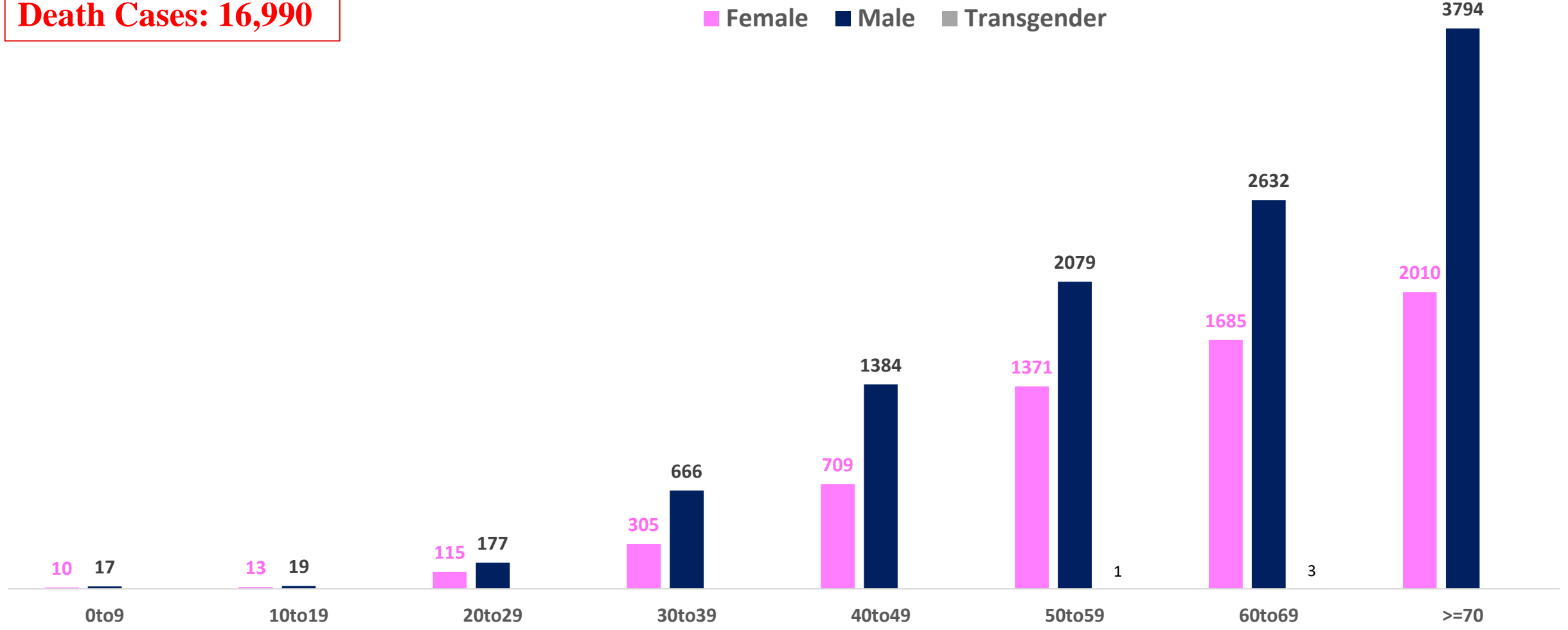
-  **Level 1 : 0 to 2 Cases**
-  **Level 2 : 2 to 5 Cases**
-  **Level 3 : 5 to 10 Cases**
-  **Level 4 : 10 to 25 Cases**
-  **Level 5 : More than 25 Cases**
-  **Zone Boundaries**



AGE AND GENDER WISE DISTRIBUTION OF DEATH CASES



Death Cases: 16,990





COVID-19 SCENARIO IN BENGALURU AND OTHER METROPOLITIAN CITIES



CITY NAME	Positive Cases	Active Cases	Recovered	Deceased	Vaccine Doses Administered
New Delhi	20,07,015	30	19,80,466	26,519	3,73,17,328
Bengaluru*	18,76,361	1,449	18,57,922	16,990	2,37,78,980
Mumbai	11,54,036	49	11,34,243	19,744	2,21,34,555
Chennai	7,93,132	24	7,84,037	9,071	1,13,96,462

Source : <https://dashboard.cowin.gov.in/> at 5:00pm (09.12.2022)
Source : <https://www.covid19bharat.org/> at 5:00pm (09.12.2022)

*includes BBMP & Bengaluru Urban



SNAPSHOT OF COVID-19 CASES IN BENGALURU URBAN



**Total Wards With
< = 5 Cases* :
194**

**Tests Conducted
on 08.12.2022:
778**

**Recovery
Rate*:
99.02%**

**Total
Active Cases :
1,449**

**Total Vaccinated
on 08.12.2022:
172**

**Positivity
Rate* :
2.25%**

**Active
Rate*:
0.08%**

**Case
Fatality Rate* :
0.00%**





*Total positive cases In the past 7 days

*CFR and positivity is for Past 7 days



ಬೃಹತ್ ಬೆಂಗಳೂರು ಮಹಾನಗರ ಪಾಲಿಕೆ
Bruhat Bengaluru Mahanagara Palike



Download BBMP Bulletin	https://apps.bbmpgov.in/covid19/mediabulletin.php
To register for vaccination :	https://selfregistration.cowin.gov.in/
BBMP COVID19 Dashboard:	https://apps.bbmpgov.in/covid19/
Follow us on:	 www.facebook.com/bbmp.comm1/
	 twitter.com/BBMPCOMM
	  BBMPSplHealth

Issued by:

Honorable Chief Commissioner, BBMP
Special Commissioner Health & IT, BBMP
MD, Bengaluru Smart City Limited

THANK YOU !

